

TPRH 6D38 TYPE

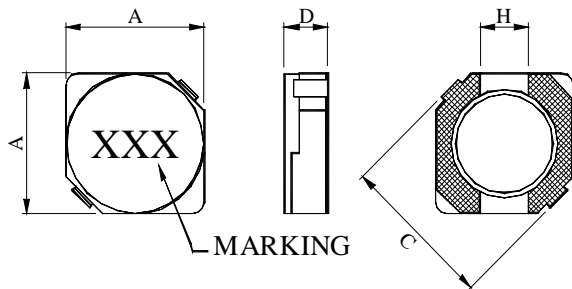
●FEATURE

1. Various high power inductors are superior to be high saturation for surface mounting

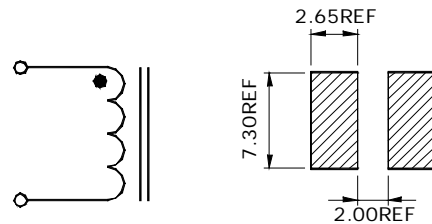
●Applications

1. DC-DC converter of portable equipment
2. Digital Camera, Notebook, Camcorder and others

●Shape and Dimension



●Schematics and Land Patterns(mm)



A=6.70±0.30 m/m MAX ; D=4.00m/m MAX; C=9.50m/m TYP ; H=2.00m/m REF.

MARKING= Inductance value

●Specification

Part Number	L(uH)	Marking	DCR(Ω Max)	Rated Current(A)
TPRH6D38-2R2□	2.2	2R2	0.020	4.00
TPRH6D38-3R3□	3.3	3R3	0.020	3.50
TPRH6D38-4R7□	4.7	4R7	0.024	3.00
TPRH6D38-5R0□	5.0	5R0	0.024	2.90
TPRH6D38-5R6□	5.6	5R6	0.026	2.80
TPRH6D38-6R2□	6.2	6R2	0.027	2.66
TPRH6D38-6R8□	6.8	6R8	0.029	2.40
TPRH6D38-7R4□	7.4	7R4	0.031	2.30
TPRH6D38-8R7□	8.7	8R7	0.034	2.20
TPRH6D38-100□	10	100	0.038	2.00
TPRH6D38-120□	12	120	0.053	1.70
TPRH6D38-150□	15	150	0.057	1.60
TPRH6D38-180□	18	180	0.092	1.50
TPRH6D38-220□	22	220	0.096	1.30
TPRH6D38-270□	27	270	0.109	1.20
TPRH6D38-330□	33	330	0.124	1.10
TPRH6D38-390□	39	390	0.138	1.00
TPRH6D38-470□	47	470	0.155	0.95

Part Number	L(uH)	Marking	DCR(Ω Max)	IDC(A)(Max)
TPRH6D38-56□	56	560	0.202	0.85
TPRH6D38-680□	68	680	0.234	0.75
TPRH6D38-820□	82	820	0.324	0.70
TPRH6D38-101□	100	101	0.358	0.65

Note1. Measurement frequency of Inductance value : at 100KHz, 0.25V

Note2. Measurement ambient temperature of L, DCR and IDC : at 25°C

Note3. IDC: The rated current indicates the current when the inductance decreases to 65% over of it's nominal value or D.C. current when the temperature rising $\Delta t=30^{\circ}\text{C}$ lower, whichever is lower

Note4. Inductance tolerance: N: $\pm 30\%$; M: $\pm 20\%$

Note5. Ordering Code: TYPE NAME: TPRH6D38

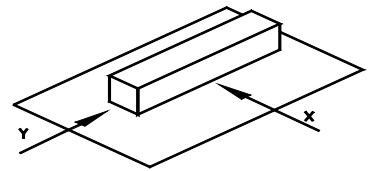
Main Inductance: 100 (10uH)

Tolerance : □ (see note 4)

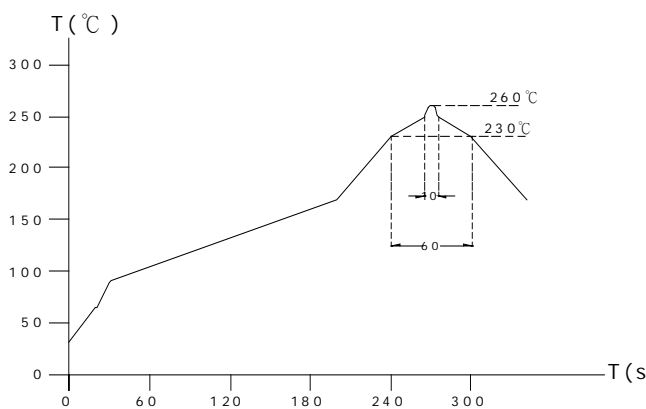
Note6. Packaging: Taping ; Quantity: 1000 Pieces/reel

GENERAL CHARACTERISTICS

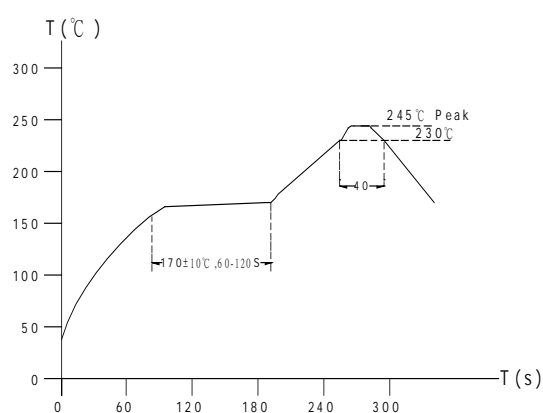
1. Operating temperature range: -40 TO + 105°C(Includes temperature when the coil is heated)
2. External appearance: On visual inspection, the coil has no external defects.
3. Terminal strength: After soldering. Between copper plate and terminals of coil. Push in two directions of X.Y withstanding at below conditions.
Terminal should not peel off. (refer to figure at right) 5. 0N 60 sec.
4. Insulating resistance: Over 100MΩ at 100V D.C. between coil and core.
5. Dielectric strength: No dielectric breakdown at 100V D.C. for 1 minute between coil and core.
6. Temperature characteristics: Inductance coefficient $(0\sim 2,000)\times 10^{-6}/^{\circ}\text{C}$ (-25~+80°C degree Celsius), inductance deviation within $\pm 5.0\%$, after 96 hours.
7. Humidity characteristics(Moisture Resistance): Inductance deviation within $\pm 5\%$, after 96 hours in 90~95% relative humidity at $40 \pm 2^{\circ}\text{C}$ and 1 hour drying under normal condition.
8. Vibration resistance: Inductance deviation within $\pm 5\%$, after vibration for 1 hour. In each of three orientations at sweep vibration (10~55~10 Hz) with 1.5mm P-P amplitudes.
9. Shock resistance: Inductance deviation within $\pm 5\%$, after being dropped once with 981m/s² (100G) shock attitude upon a rubber block method shock testing machine, in three different orientations.
10. Resistance to Soldering Heat: 260°C, 10 seconds(See attached recommend reflow)
11. Storage condition: Temperature Range: 0°C ~ 35°C ; -40°C ~ 105°C (after PCB) , Humidity Range: 50% ~ 70% RH
12. Use components within 12 months. If 12 months or more have elapsed, check solderability before use.
13. Reflow profile recommend:



Lead-free heat endurance test

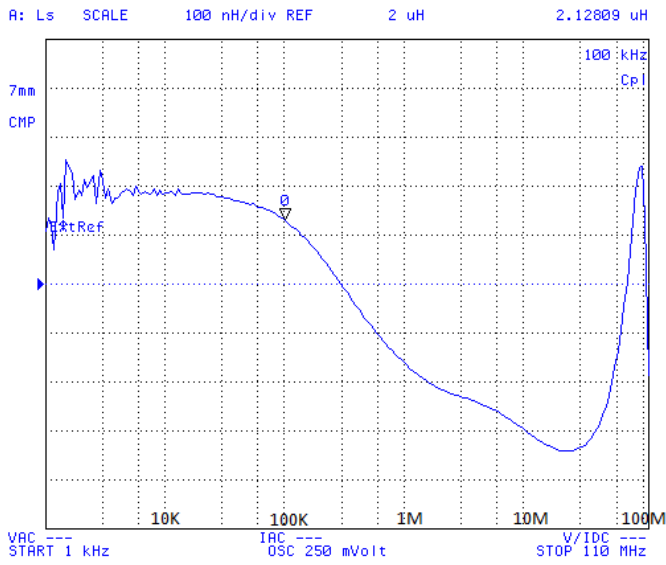


Lead-free the recommended reflow condition

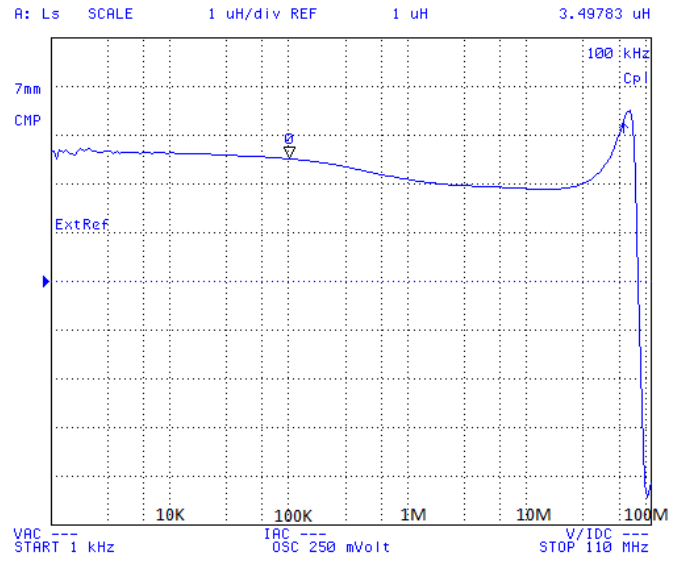


● Typical Electrical Curve: SRF

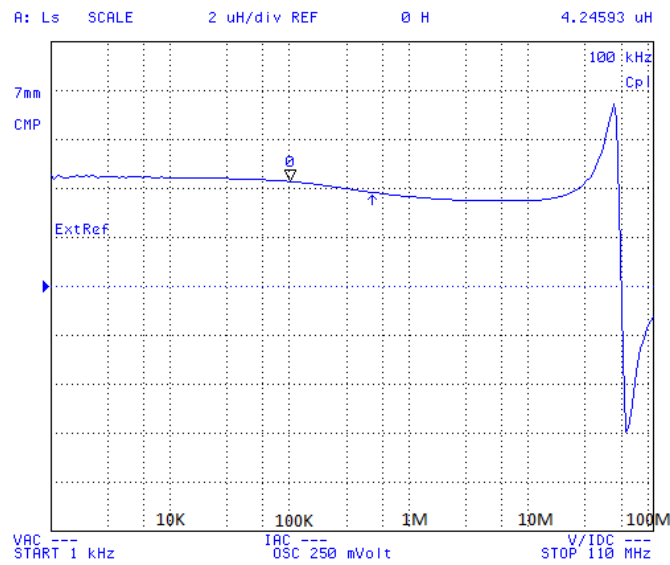
TPRH6D38-2R2



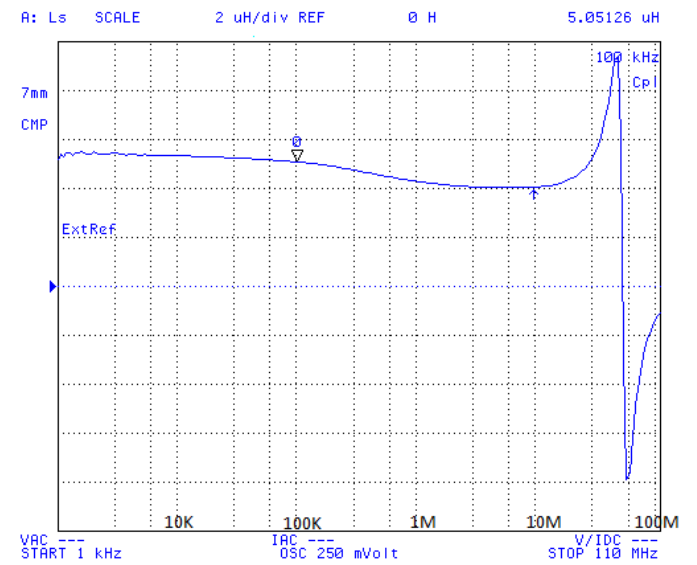
TPRH6D38-3R3



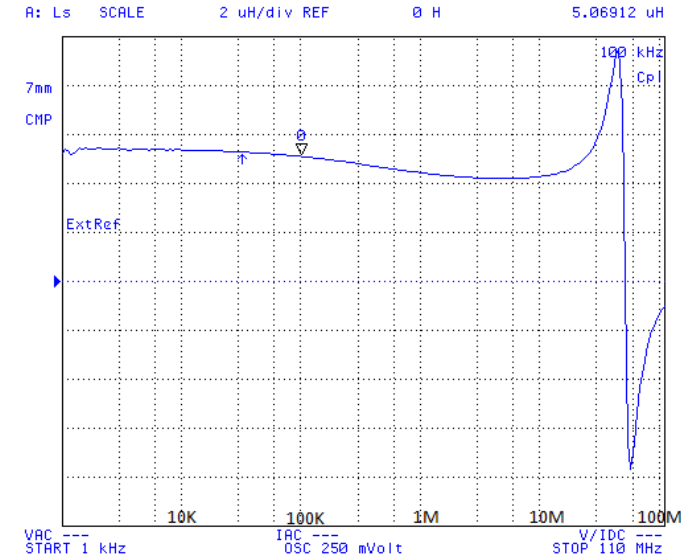
TPRH6D38-4R7



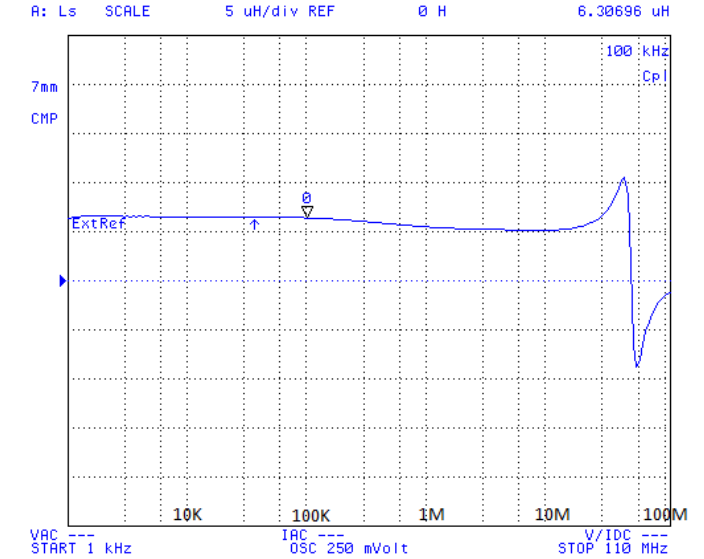
TPRH6D38-5R0



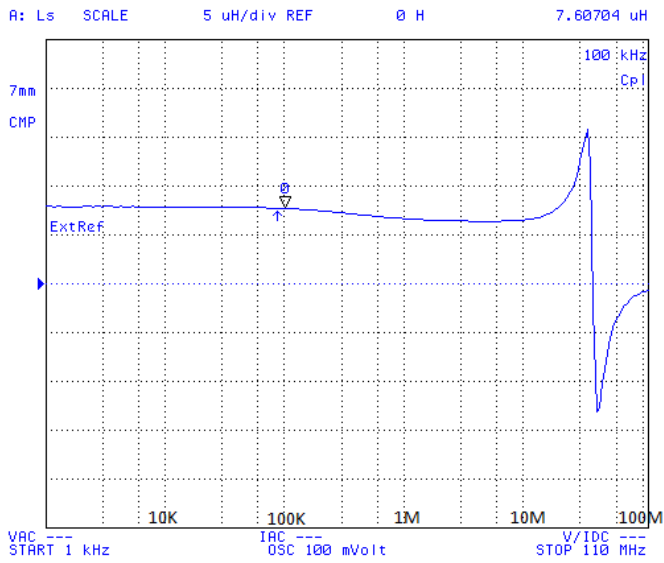
TPRH6D38-5R6



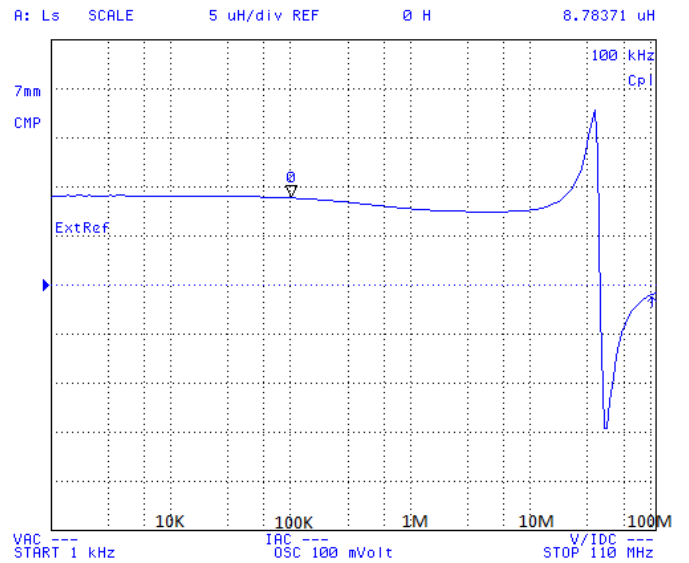
TPRH6D38-6R8



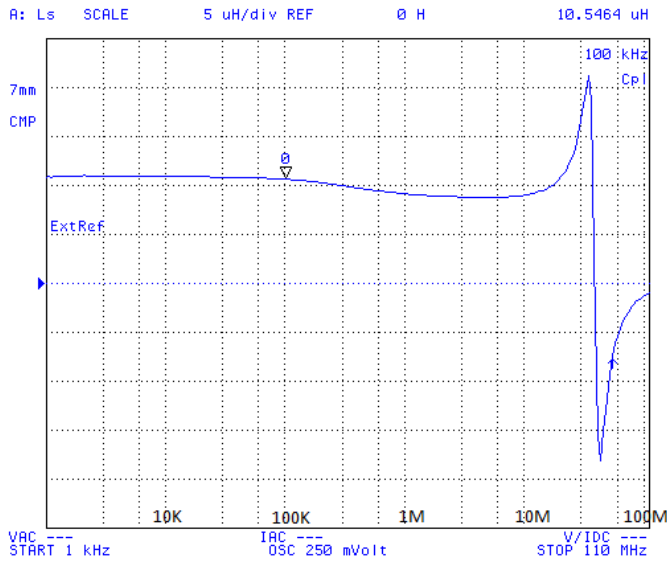
TPRH6D38-7R4



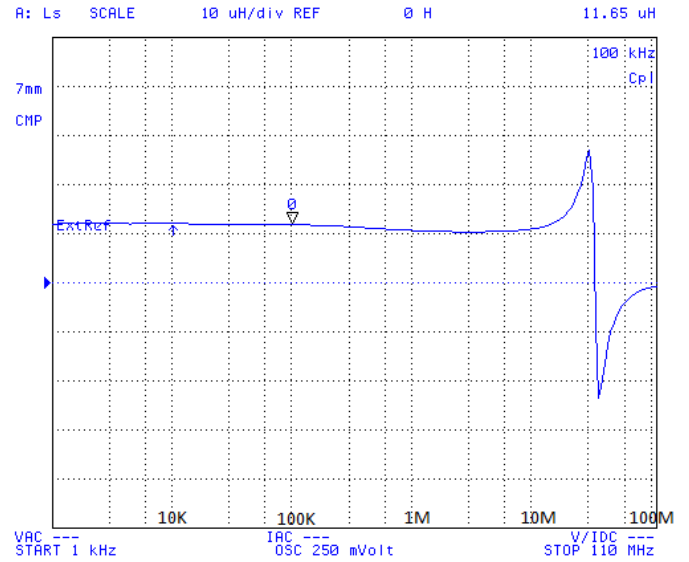
TPRH6D38-8R7



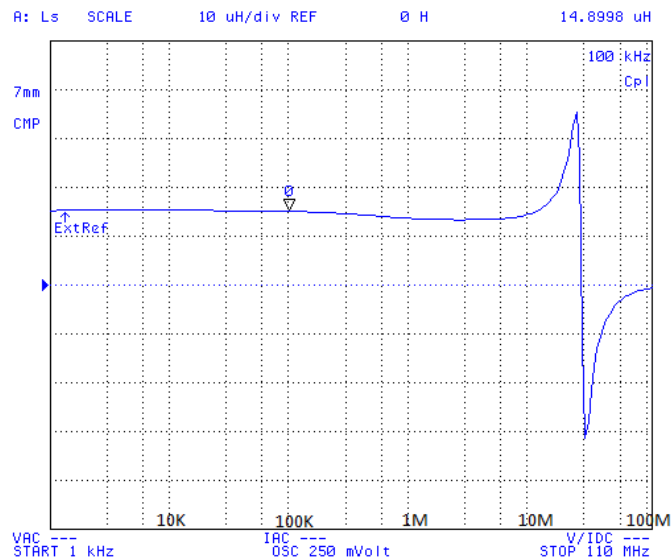
TPRH6D38-100



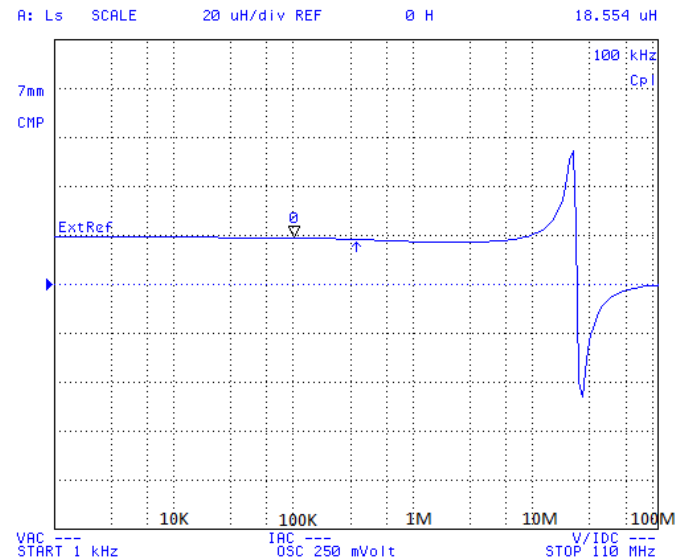
TPRH6D38-120



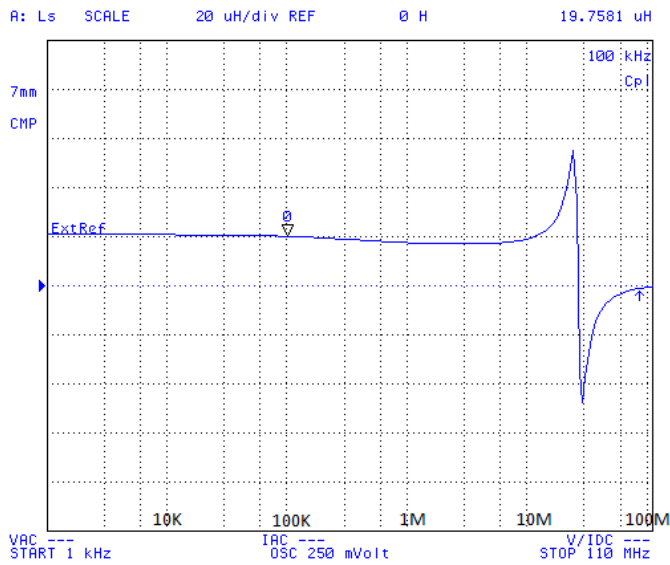
TPRH6D38-150



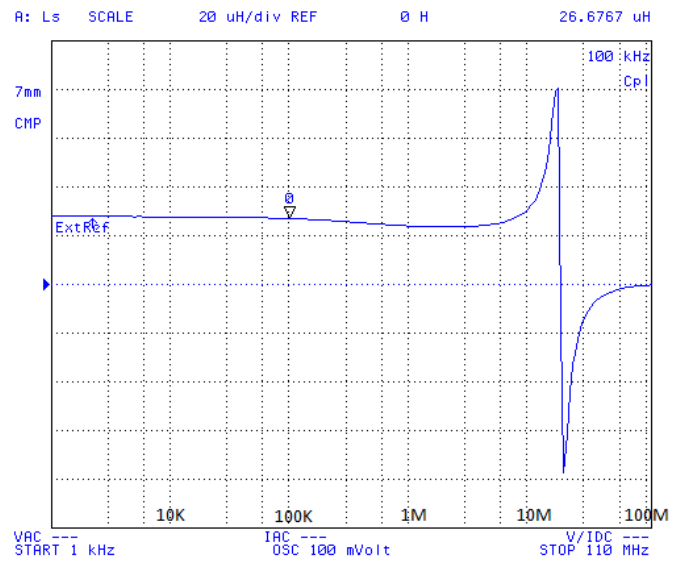
TPRH6D38-180



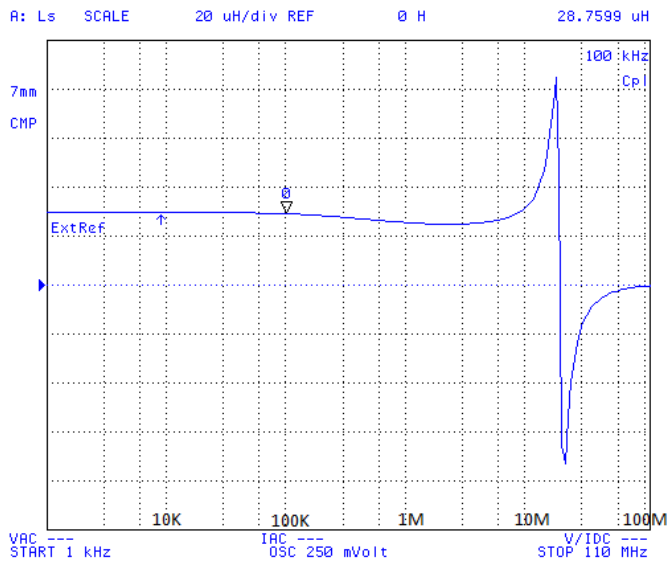
TPRH6D38-220



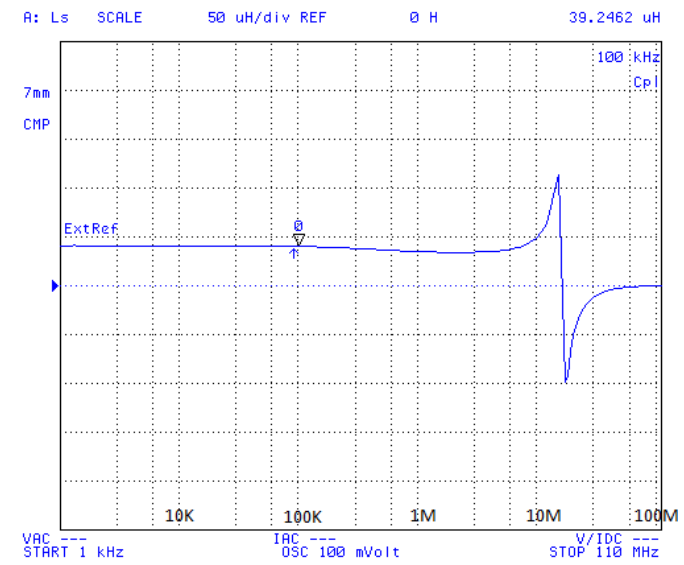
TPRH6D38-270



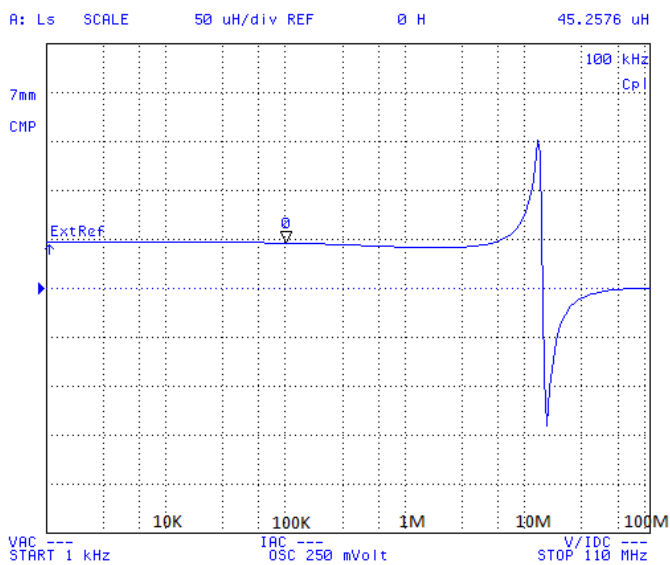
TPRH6D38-330



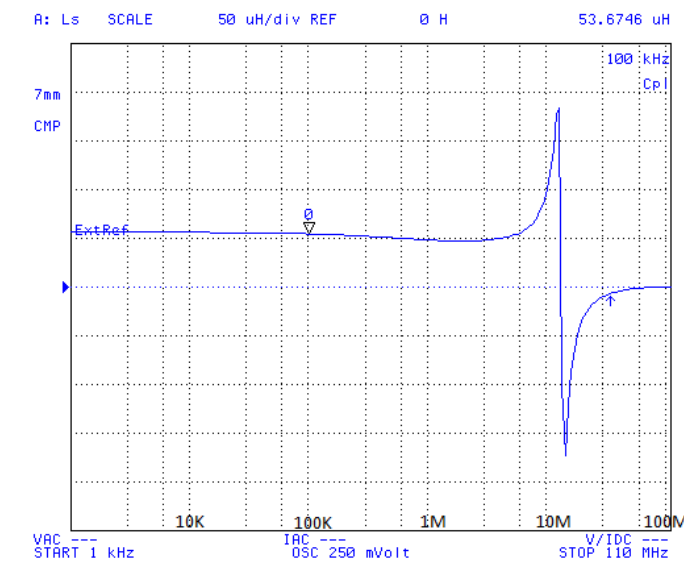
TPRH6D38-390



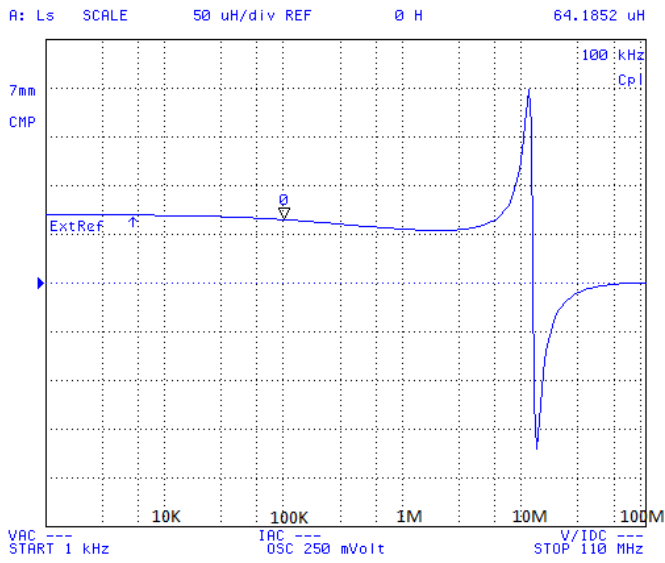
TPRH6D38-470



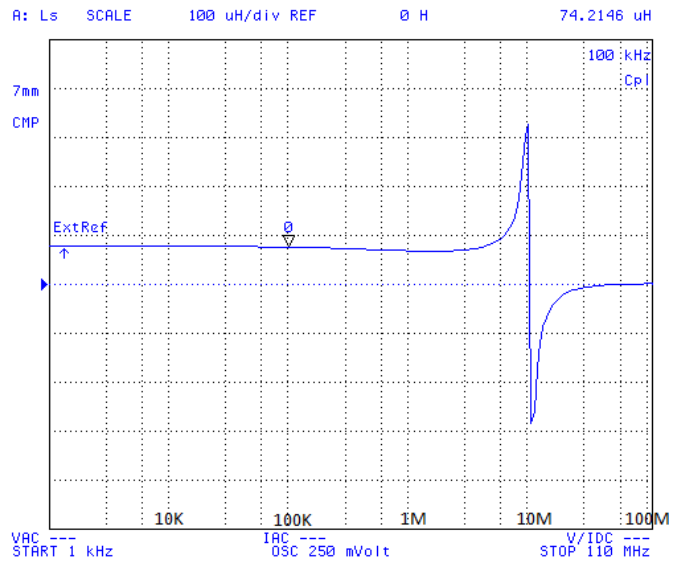
TPRH6D38-560



TPRH6D38-680



TPRH6D38-820



TPRH6D38-101

