

TPRH8D43 TYPE

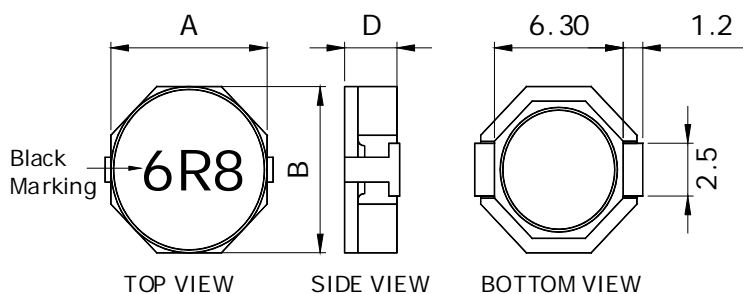
●FEATURE

1. High current capacity and Low DCR
2. Magnetic shielded for low radiation

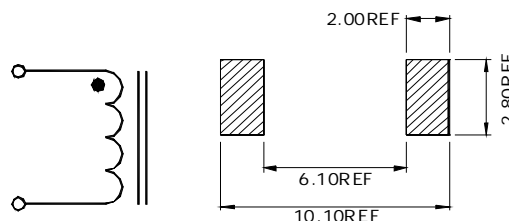
●Applications

1. Portable telephone, Personal Computer
2. Set top box, and other electronic equipment

●Shape and Dimension



●Schematics and Land Patterns(mm)



A=8.30m/m MAX ; D=4.50m/m MAX ; MARKING= Inductance value

●Specification

P/N	L (μ H)	Marking	RDC (Ω)Max	Isat (A)	Irms (A)
TPRH8D43-2R0□	2.0	2R0	14.0m	7.00	5.50
TPRH8D43-3R3□	3.3	3R3	18.5m	6.00	5.00
TPRH8D43-3R9□	3.9	3R9	19.0m	5.90	4.50
TPRH8D43-4R7□	4.7	4R7	22.0m	5.60	4.10
TPRH8D43-6R8□	6.8	6R8	25.0m	4.40	3.90
TPRH8D43-100□	10	100	36.0m	4.00	3.20
TPRH8D43-150□	15	150	53.0m	2.90	2.30
TPRH8D43-220□	22	220	75.0m	2.60	1.80
TPRH8D43-330□	33	330	125m	2.20	1.40
TPRH8D43-470□	47	470	150m	1.80	1.30
TPRH8D43-560□	56	560	220m	1.60	1.10
TPRH8D43-680□	68	680	300m	1.50	1.00
TPRH8D43-820□	82	820	340m	1.35	0.80
TPRH8D43-101□	100	101	364m	1.30	0.80

Note1. Measurement frequency of Inductance value : at 100KHz, 0.25V

Note2. Measurement ambient temperature of L, DCR and IDC : at 25°C

Note3. Isat: DC current at which the inductance drops 35%(max) from its value without current

Note4. Irms: Average current for 40°C temperature rise from 25°C ambient

Note5. Inductance tolerance: N: $\pm 30\%$; M: $\pm 20\%$

Note6. Ordering Code: TYPE NAME: TPRH8D43

Main Inductance: 100 (10uH)

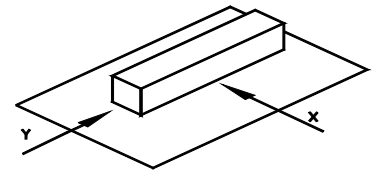
Tolerance : M ($\pm 20\%$)

Note7.Packaging: Taping ; Quantity: TPRH8D43:1000 Pieces/reel

GENERAL CHARACTERISTICS

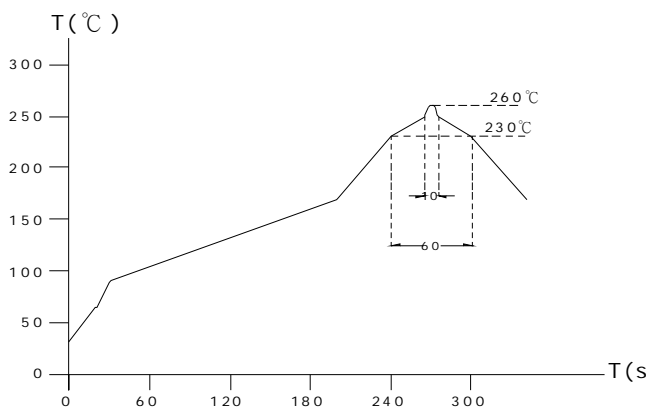
1. Operating temperature range: -40 TO + 105°C (Includes temperature when the coil is heated)
2. External appearance: On visual inspection, the coil has no external defects.
3. Terminal strength: After soldering. Between copper plate and terminals of coil. Push in two directions of X.Ywithstanding at below conditions.

Terminal should not peel off. (refer to figure at right) 5. 0N 60 sec.



4. Insulating resistance: Over 100MΩ at 100V D.C. between coil and core.
5. Dielectric strength: No dielectric breakdown at 100V D.C. for 1 minute between coil and core.
6. Temperature characteristics: Inductance coefficient $(0\sim 2,000)\times 10^{-6}/^{\circ}\text{C}$ (-25~+80°C).
7. Humidity characteristics(Moisture Resistance): Inductance deviation within $\pm 5\%$, after 96 hours in 90~95% relative humidity at $40 \pm 2^{\circ}\text{C}$ and 1 hour drying under normal condition.
8. Vibration resistance: Inductance deviation within $\pm 5\%$, after vibration for 1 hour. In each of three orientations at sweep vibration (10~55~10 Hz) with 1.5mm P-P amplitudes.
9. Shock resistance: Inductance deviation within $\pm 5\%$, after being dropped once with 981m/s² (100G) shock attitude upon a rubber block method shock testing machine, in three different orientations.
10. Resistance to Soldering Heat: 260°C, 10 seconds(See attached recommend reflow)
11. Storage environment: Storage condition: Temperature Range: 10°C ~ 35°C (Generally: 21°C ~ 31°C) , Humidity Range: 50% ~ 80% RH (Generally: 65% ~ 75%) ; Transportation condition: Temperature Range: -35°C ~ 85°C , Humidity Range: 50% ~ 95% RH
12. Use components within 12 months. If 12 months or more have elapsed, check solderability before use.
13. Reflow profile recommend:

Lead-free heat endurance test



Lead-free the recommended reflow condition

