

SCRB 7030 TYPE

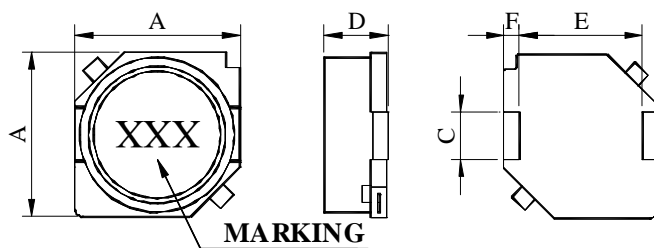
●FEATURE

1. High current capacity and Low DCR
2. High heat resistance, ideal for reflow solding

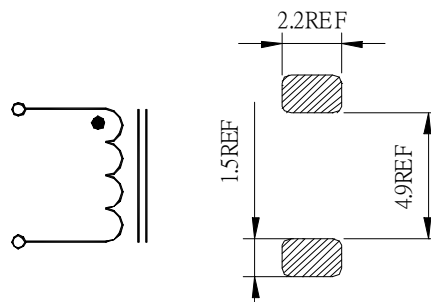
●Applications

1. Portable telephone, Personal Computer
2. Hard Disk drives, and other electronic equipment

●Shape and Dimension



●Schematics and Land Patterns(mm)



A=7.00±0.20m/m ; D=3.00±0.20m/m ; C=2.00±0.10m/m ; E=4.90m/m REF. ; F=0.90m/m REF.

●Specification

Part Number	L(uH)	DCR(±20%Ω)	IDC(A)
SCR B7030-3R3M	3.3±20%	0.023	1.80
SCR B7030-4R7M	4.7±20%	0.036	1.60
SCR B7030-6R8M	6.8±20%	0.041	1.50
SCR B7030-100M	10±20%	0.053	1.30
SCR B7030-150M	15±20%	0.084	1.00
SCR B7030-220M	22±20%	0.110	0.86
SCR B7030-330M	33±20%	0.160	0.65
SCR B7030-470M	47±20%	0.240	0.57
SCR B7030-680M	68±20%	0.310	0.49
SCR B7030-101M	100±20%	0.450	0.35

Note1. Measurement frequency of Inductance value : at 1KHz, 0.25V

Note2. Measurement ambient temperature of L, DCR and IDC : at 25°C

Note3. IDC : $\Delta L/L \leq 20\%$

(This indicates the value of current when the inductances is 20% lower than its initial value at D.C. superimposition or D.C. current when at $\Delta t=40^\circ\text{C}$, which is lower. (Ta=20°C))

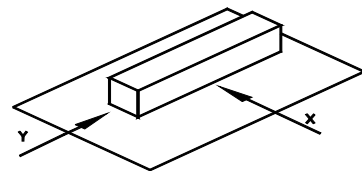
Note4. Inductance tolerance: M: ±20%

Note5. Packaging: Taping ; Quantity: 1000 Piece/reel

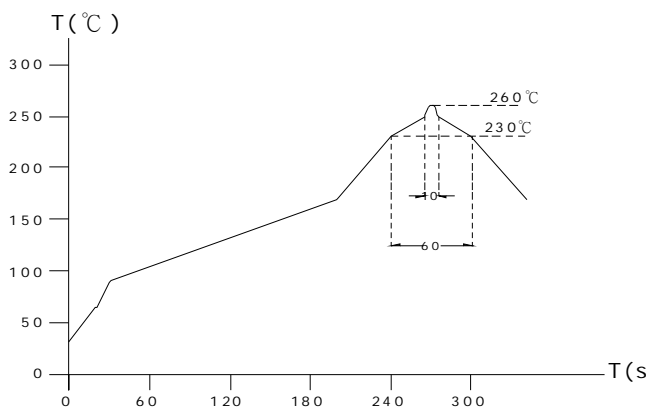
Your Perfect Inductor

GENERAL CHARACTERISTICS

1. Operating temperature range: -40 TO + 105°C (Includes temperature when the coil is heated)
2. External appearance: On visual inspection, the coil has no external defects.
3. Terminal strength: After soldering. Between copper plate and terminals of coil. Push in two directions of X.Y withstanding at below conditions.
Terminal should not peel off. (refer to figure at right) 5. 0N 60 sec.
4. Insulating resistance: Over 100MΩ at 100V D.C. between coil and core.
5. Dielectric strength: No dielectric breakdown at 100V D.C. for 1 minute between coil and core.
6. Temperature characteristics: Inductance coefficient $(0\sim 2,000)\times 10^{-6}/^{\circ}\text{C}$ (-25~+80°C degree Celsius), inductance deviation within $\pm 5.0\%$, after 96 hours.
7. Humidity characteristics(Moisture Resistance): Inductance deviation within $\pm 5\%$, after 96 hours in 90~95% relative humidity at $40 \pm 2^{\circ}\text{C}$ and 1 hour drying under normal condition.
8. Vibration resistance: Inductance deviation within $\pm 5\%$, after vibration for 1 hour. In each of three orientations at sweep vibration (10~55~10 Hz) with 1.5mm P-P amplitudes.
9. Shock resistance: Inductance deviation within $\pm 5\%$, after being dropped once with 981m/s² (100G) shock attitude upon a rubber block method shock testing machine, in three different orientations.
10. Resistance to Soldering Heat: 260°C, 10 seconds(See attached recommend reflow)
11. Storage condition: Temperature Range: 0°C ~ 35°C ; -40°C ~ 105°C (after PCB) , Humidity Range: 50% ~ 70% RH
12. Use components within 12 months. If 12 months or more have elapsed, check solderability before use.
13. Reflow profile recommend:



Lead-free heat endurance test



Lead-free the recommended reflow condition

