

POS1608 TYPE

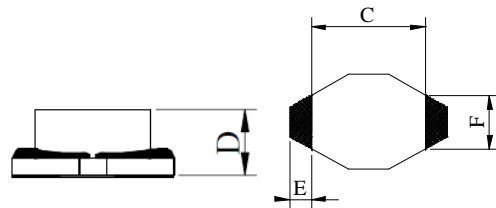
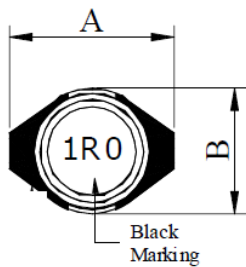
●FEATURE

1. Various high power inductors are superior to be high saturation for surface mounting

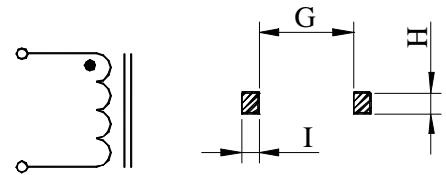
●Applications

1. DC-DC converter of portable equipment
2. Digital Camera, Notebook, Camcorder and others

●Shape and Dimension



●Schematics and Land Patterns(mm)



A=6.60m/m MAX ; B=4.45m/m MAX; D=2.92m/m MAX ; C=4.32m/m REF.; E=1.02m/m REF.

F=3.05m/m REF. ; G=4.00m/m REF. ; H=3.50m/m REF. ; I=1.40m/m REF.

●Specification

Part Number	L(μH)	MARKING	DCR(ΩMax)	Rated Current(A)
POS1608-1R0M	1.0±20%	1R0	0.040	3.00
POS1608-1R5M	1.5±20%	1R5	0.045	2.80
POS1608-2R2M	2.2±20%	2R2	0.050	1.80
POS1608-3R3M	3.3±20%	3R3	0.055	1.60
POS1608-4R7M	4.7±20%	4R7	0.060	1.40
POS1608-6R8M	6.8±20%	6R8	0.065	1.20
POS1608-100M	10±20%	100	0.075	1.00
POS1608-150M	15±20%	150	0.090	0.80
POS1608-220M	22±20%	220	0.110	0.70
POS1608-330M	33±20%	330	0.190	0.60
POS1608-470M	47±20%	470	0.230	0.50
POS1608-680M	68±20%	680	0.290	0.40
POS1608-101M	100±20%	101	0.480	0.30
POS1608-151M	150±20%	151	0.590	0.26
POS1608-221M	220±20%	221	0.770	0.22
POS1608-331M	330±20%	331	1.400	0.20
POS1608-471M	470±20%	471	1.800	0.19
POS1608-681M	680±20%	681	2.200	0.18

POS1608-102M	1000±20%	102	3.400	0.15
--------------	----------	-----	-------	------

Note1. Measurement frequency of Inductance value : at 100KHz, 0.1V

Note2. Measurement ambient temperature of L, DCR and IDC : at 25°C

Note3. IDC : This indicates the value of current when the inductances is 30% lower than its initial value at D.C. superimposition or D.C. current when at $\Delta t=40^{\circ}\text{C}$, which is lower. ($T_a=20^{\circ}\text{C}$)

Note4. Inductance tolerance: M: $\pm 20\%$

Note5. Packaging: Taping ; Quantity: 2000 Piece